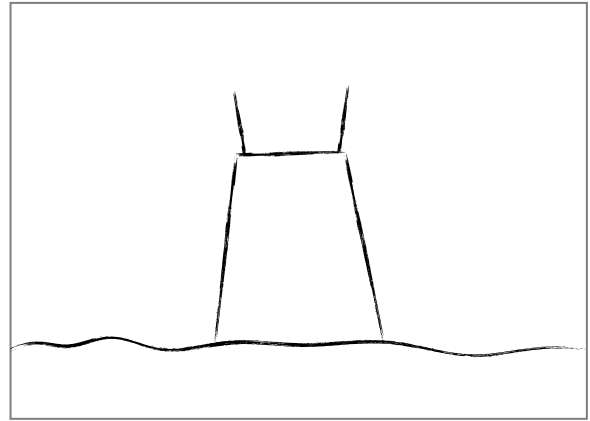



1

On the board, draw a rectangle to represent the paper. Draw a wavy line near the bottom of the paper for sand. Draw a short horizontal line in the middle of the paper.




2

Draw lines from the ends of the horizontal line down to the sand. Add two vertical lines up from top of the sandcastle.




3

Add a "castle line" to connect the top of the castle. Add castle lines out from each side of the castle.




4

Draw vertical lines down to form the sides of the castle. Add three upside-down "U" doors.



5

Add a curved line to one side of each of the doors. Add short "sticks" on each castle top and add a triangle flag. Draw a horizon line behind the castle.



6

Add details such as: shovel, starfish, shell, sunglasses, sun, clouds, fish, beach ball, etc.

# Sandcastle DRAWING GUIDE