



TIME REQUIRED: 1 session



For Grades:

K-2

Simple Sandcastle Draw Along

LINE, SHAPE & SPACE

Simple Sandcastle Draw Along

For Grades:

K-2

Draw me!
"Sandcastle Drawing Guide"
on the next page.




1. Give each student a **white piece of paper**.
2. Instruct each student to find a **black crayon**.
3. Draw a rectangle on the board to represent a piece of paper.
4. Using the "**Sandcastle Drawing Guide**" on the next page, draw a sandcastle on the board as the students draw along with you.
5. Students may start over on the back of their paper if they want. No new papers will be given. Students need to work with their "mistakes."
6. Review work time expectations.
7. Color artwork with **crayons**. Students may use the colors of their choice.
8. Name on the back.
9. Instructions for art (*take home, portfolio, etc.*)



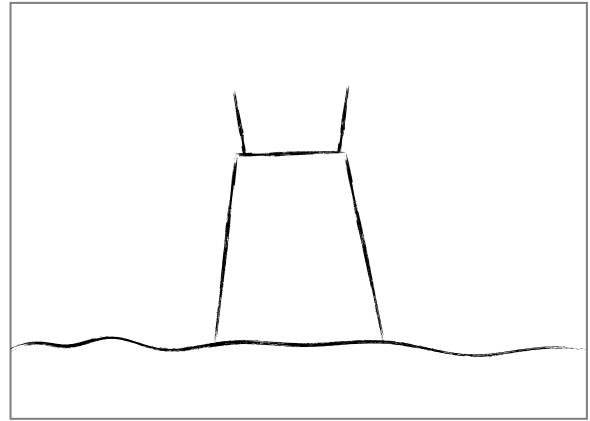
WHAT YOU'LL NEED:

- 9" x 12" white sulphite paper
- Crayons




1

On the board, draw a rectangle to represent the paper. Draw a wavy line near the bottom of the paper for sand. Draw a short horizontal line in the middle of the paper.




2

Draw lines from the ends of the horizontal line down to the sand. Add two vertical lines up from top of the sandcastle.




3

Add a "castle line" to connect the top of the castle. Add castle lines out from each side of the castle.




4

Draw vertical lines down to form the sides of the castle. Add three upside-down "U" doors.



5

Add a curved line to one side of each of the doors. Add short "sticks" on each castle top and add a triangle flag. Draw a horizon line behind the castle.



6

Add details such as: shovel, starfish, shell, sunglasses, sun, clouds, fish, beach ball, etc.

Sandcastle DRAWING GUIDE

I CAN STATEMENTS

- Today I will learn about LINE and SHAPE, so that I CAN follow directions to draw a SANDCASTLE. I'll know I have it when my sandcastle is large, taking up a lot of the SPACE of the paper.
- Today I will learn about SPACE, so that I CAN create the illusion of DEPTH through my placement of the HORIZON LINE behind my SANDCASTLE.

ASSESSMENT CHECKLIST

MAIN IDEAS FROM:
SIMPLE SANDCASTLE DRAW ALONG

STUDENT NAME: _____



Did the student draw a sandcastle that takes up most of the space on their paper?



Did the student add a horizon line to give their artwork depth?